



Overview

Description

Magnet wire winding overmolded 30% glass filled polyester, and enclosed in a three piece zinc plated metal shell.

Ratings

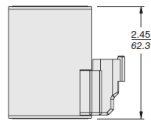
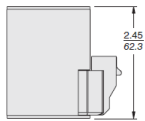
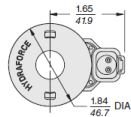
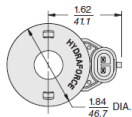
Properties

Magnet wire	U.S. class N 200 °C (392 °F) minimum rating
Mating connector	DT06-2S-P012 - Note: DEUTSCH DT04-2P DELPHI/PACKARD number 12052641 - Note: METRI-PACK 150-2M
Coil metal frame	Plated for 1,000 hours of salt spray per ASTM B117-09 before corrosion (red rust)

Electrical Parameters

Coil resistance at 20 °C (68 °F)	4.5 ohm ±3% - Note: 12 V coil 17.9 ohm ±5% - Note: 24 V coil
Maximum control current	1.5 A - Note: 12 V coil 0.75 A - Note: 24 V coil
coil-initial-power-consumption	10.13 W - Note: At maximum control current, 12 V coil 10.1 W - Note: At maximum control current, 24 V coil

Dimensions



INCH
MILLIMETRE

EY

IP69K Rated 70-Size Coil
Thermal Shock Dunk Test Rated Coil
Metri-Pack® 150 Connector

ER

IP69K Rated 70-Size Coil
Thermal Shock Dunk Test Rated Coil
Deutsch DT04-2P Connector

Coil Part Numbers

Model code	Part no.	Voltage	Connector	IP rating	Diode
12EY	4303112	12	Metri-Pack 150 2M	IP69K	
12ER	4303212	12	Deutsch DT04-2P	IP69K	
24ER	4303224	24	Deutsch DT04-2P	IP69K	