



Overview

Description

Magnet wire winding overmolded 30% glass filled polyester, and enclosed in a three piece zinc plated metal shell.

Ratings

Properties

Magnet wire	U.S. class N 200 °C (392 °F) minimum rating
Mating connector	DT06-2S-P012 - Note: DEUTSCH DT04-2P DELPHI/PACKARD number 12052641 - Note: METRI-PACK 150-2M
Coil metal frame	plated for 1,000 hours of salt spray per ASTM B117-09 before corrosion (red rust)

Electrical Parameters

Coil resistance at 20 °C (68 °F)	4.78 ohm ±3%	- Note: 10 Vdc coil
	7.09 ohm ±3%	- Note: 12 Vdc coil
	19.12 ohm ±5%	- Note: 20 Vdc coil
	28.5 ohm ±5%	- Note: 24 Vdc coil
Coil inductance at 20 °C (68 °F)	14.91 mH ±5%	- Note: 10 Vdc coil
	15.30 mH ±5%	- Note: 12 Vdc coil
	51.51 mH ±5%	- Note: 20 Vdc coil
	70.18 mH ±5%	- Note: 24 Vdc coil
Coil initial current draw	2.09 A	- Note: 10 V coil
	1.69 A	- Note: 12 V coil
	1.05 A	- Note: 20 V coil
	0.84 A	- Note: 24 V coil
Coil initial power consumption	20.92 W	- Note: 10 V coil
	20.31 W	- Note: 12 V coil
	20.92 W	- Note: 20 V coil
	20.21 W	- Note: 24 V coil

Bidirectional Zener Diode Parameters

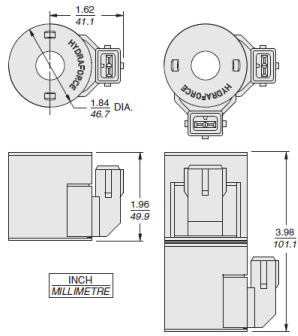
Maximum clamping voltage	45.7 V	- Note: 12 Vdc coil
	64.8 V	- Note: 24 Vdc coil
Maximum peak pulse current	13.2 A	- Note: 12 Vdc coil
	9.3 A	- Note: 24 Vdc coil
Reverse standoff voltage	28.2 V	- Note: 12 Vdc coil
	40.2 V	- Note: 24 Vdc coil
Maximum reverse leakage	5.0 µA	- Note: 12, 24 Vdc coil
Breakdown voltage	31.4 to 34.7 V	- Note: 12 Vdc coil
	44.7 to 49.4 V	- Note: 24 Vdc coil
Diode part number	6110163	- Note: 12 Vdc coil (ref)
	4000063	- Note: 24 Vdc coil (ref)

Ultra-fast Diode Parameters (12/24 Vdc Coil)

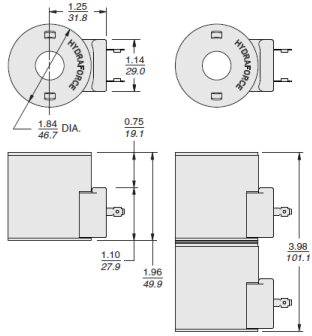
Average forward current	3.5 A
Repetitive peak reverse voltage	600 V
Diode part number	4002474



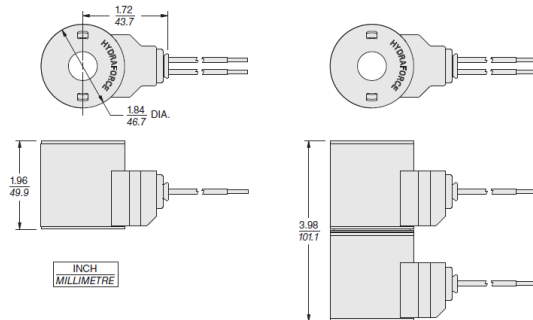
Dimensions



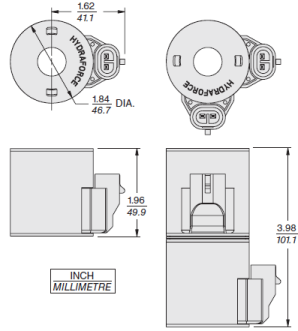
EJ
IP67 Rated 10-Size Coil
Amp Jr. Timer Connector



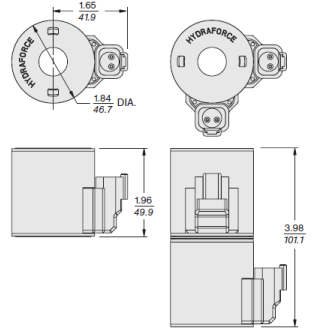
EG
IP65 Rated 10-Size Coil; DIN 43650 Connector
IP67 rated if used with sealed mating connector and gasket



EL
IP69K Rated 10-Size Coil — Thermal Shock Dunk Test Rated Coil



EY
IP69K Rated 10-Size Coil
Thermal Shock Dunk Test Rated Coil
Metri-Pack® 150 Connector



ER
IP69K Rated 10-Size Coil
Thermal Shock Dunk Test Rated Coil
Deutsch DT04-2P Connector



Coil Part Numbers

Model code	Part no.	Voltage	Connector	IP rating	Diode
10EL	4317210	10	Dual leads/no connector	IP69K	
10ER	4303710	10	Deutsch DT04-2P	IP69K	
10ER/Z	4304110	10	Deutsch DT04-2P	IP69K	Bidirectional zener diode
12EL	4305712	12	Dual leads/no connector	IP69K	
12EL	4317212	12	Dual leads/no connector	IP69K	
12EL/Z	4307112	12	Dual leads/no connector	IP69K	Bidirectional zener diode
12EL/W/Z	4307212	12	WeatherPak on leads	IP69K	Bidirectional zener diode
12EG	4305882	12	DIN 43650	IP65	
12EJ	4305612	12	AMP Jr. timer	IP67	
12EY	4303512	12	Metri-Pack 150 2M	IP69K	
12EY/Z	4303912	12	Metri-Pack 150 2M	IP69K	Bidirectional zener diode
12ER	4303712	12	Deutsch DT04-2P	IP69K	
12ER/Z	4304112	12	Deutsch DT04-2P	IP69K	Bidirectional zener diode
20ER	4303720	20	Deutsch DT04-2P	IP69K	
24EL	4305724	24	Dual leads/no connector	IP69K	
24EL/Z	4307124	24	Dual leads/no connector	IP69K	Bidirectional zeener diode
24EL/W/Z	4307224	24	WeatherPak on leads	IP69K	Bidirectional zener diode
24EG	4305884	24	DIN 43650	IP65	
24EJ	4305624	24	AMP Jr. timer	IP67	
24EY	4303524	24	Metri-Pack 150 2M	IP69K	
24EY/Z	4303924	24	Metri-Pack 150 2M	IP69K	Bidirectional zener diode
24ER	4303724	24	Deutsch DT04-2P	IP69K	
24ER/Z	4304124	24	Deutsch DT04-2P	IP69K	Bidirectional zener diode