

Pressure and Temperature Compensated Flow Control (and Check) Modular Valves

Specifications

Model Numbers	Max. Operating Pressure MPa	Max. Flow L/min	Free Flow L/min
MFP-03-11	16	50	—
MF*-03-*-11			70

Model Number Designation

MFA	-03	-X	-11
Series Number	Valve Size	Direction of Flow	Design Number
MFP: Pressure & Temperature Compensated Flow Control Valve for P-Line	03	—	11
MFA: Pressure & Temperature Compensated Flow Control & Check Valve for A-Line MFB: Pressure & Temperature Compensated Flow Control & Check Valve for B-Line MFW: Pressure & Temperature Compensated Flow Control & Check Valve for A&B-Lines		X: Meter-out Y: Meter-in	11

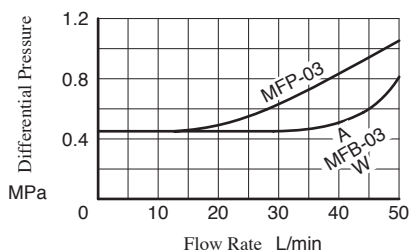
Instructions

- To make flow adjustment, loosen locking screw for the dial and turn the flow adjustment dial clockwise or anti-clockwise. Be sure to re-tighten the locking screw firmly after the adjustment of the flow rate.

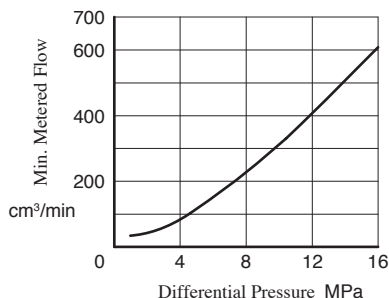
Typical Performance Characteristics

Hydraulic Fluid: Viscosity 35 mm²/s, Specific Gravity 0.850

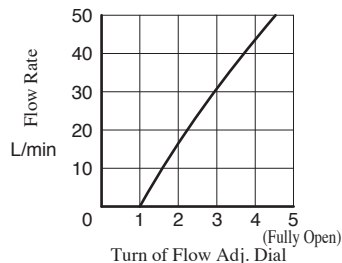
Min. Required Pressure Difference



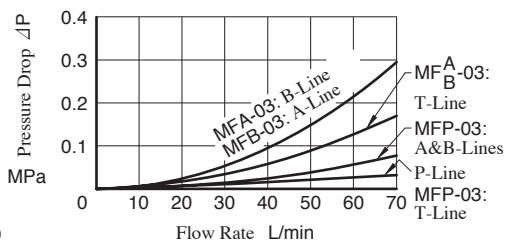
Min. Metered Flow



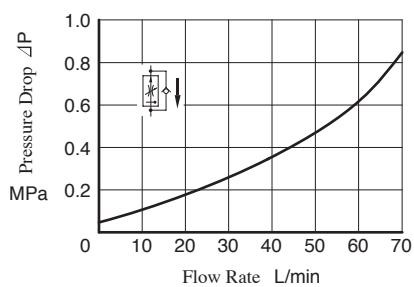
Metered Flow vs. Dial Position



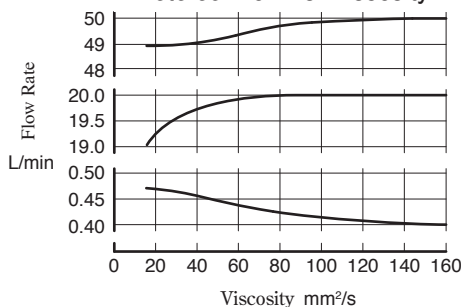
Pressure Drop



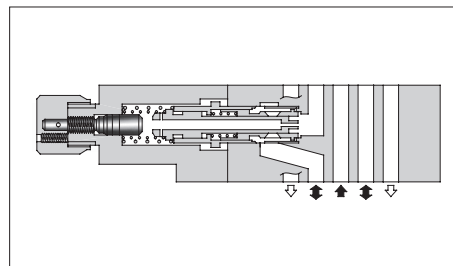

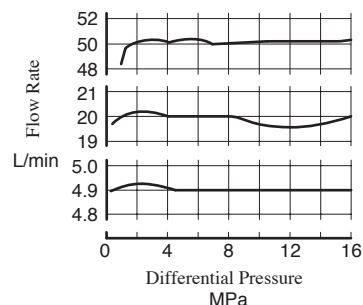
Pressure Drop for Free Flow



Metered Flow vs. Viscosity



Metered Flow vs. Differential Pressure



Model Numbers	Graphic Symbols
MFP-03	

Model Numbers	Graphic Symbols
MFA-03 -X	

MFB-03 -X	
--------------	--

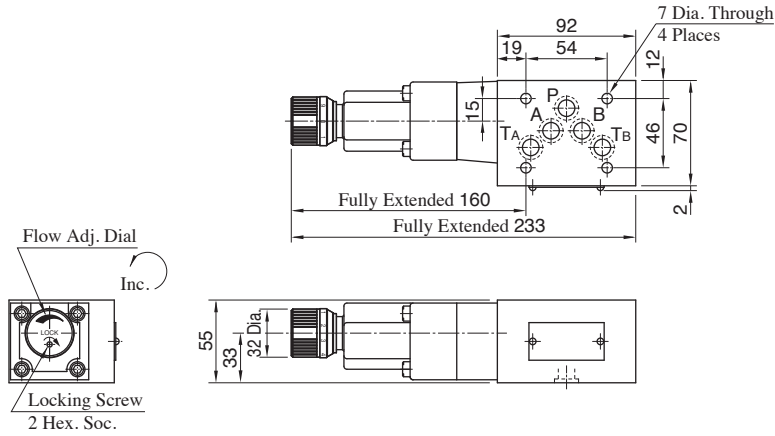
MFW-03 -X	
--------------	--

Model Numbers	Graphic Symbols
MFA-03 -Y	

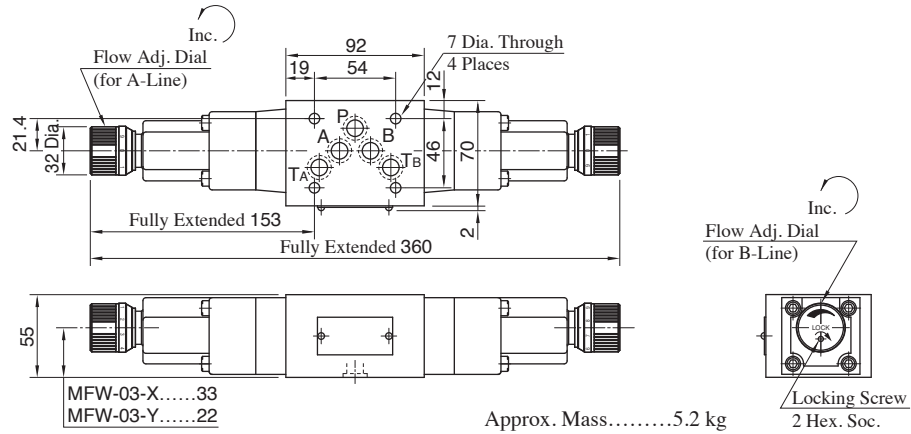
MFB-03 -Y	
--------------	--

MFW-03 -Y	
--------------	--

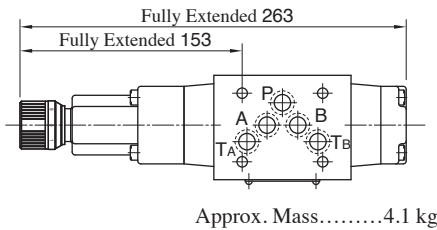
MFP-03



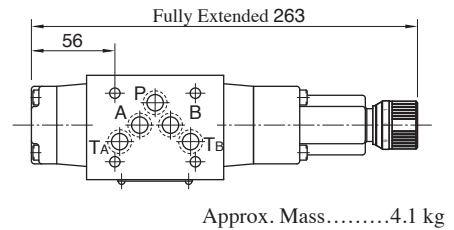
MFW-03-X Y



MFA-03-X Y



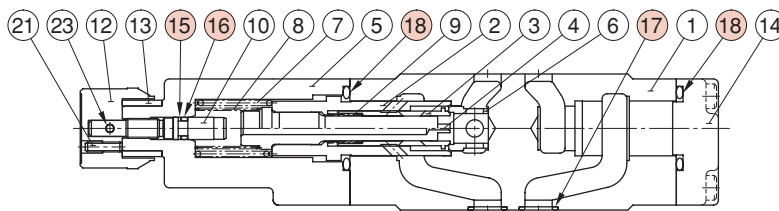
MFB-03-X Y



For other dimensions, refer to "MFW-03" in the drawing above.

List of Seals

MFP-03
MFA-03
MFB-03
MFW-03



MFA-03

- MFP-03: The body ① is different.
- MFB-03: The flow adjustment part is built in the right side.
- MFW-03: The flow adjustment part is built in the both left and right sides.

Item	Name of Parts	Part Numbers	Qty.			
			MFP-03	MFA-03	MFB-03	MFW-03
15	Back-up Ring	BR JIS B 2401-4-T2-P6	1	1	1	2
16	O-Ring	OR NBR-70-1 P6-N	1	1	1	2
17	O-Ring	AS568-014 (NBR-90)	5	5	5	5
18	O-Ring	OR NBR-90 P28-N	1	2	2	2