



Overview

SV10-20-0-N-0

www: www.salushydraulics.pl
 e-mail: pl@salushydraulics.pl
 shop/sklep: www.salushydraulics.pl/sklep/

Description

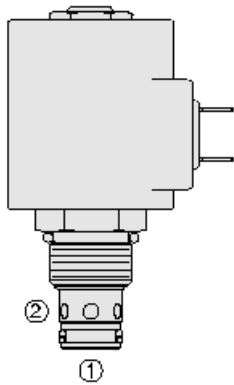
A solenoid-operated, 2-way, normally closed, poppet-type, screw in hydraulic cartridge valve, with standard (sv10-20) and manual override (mo) options. This valve intended as a blocking or load holding device for low flow circuits having pull-only manual override requirements for handles or cable linkage

Operation

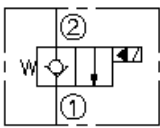
When de-energized, the SV10-20X acts as a check valve, allowing flow from port 1 to port 2, while blocking flow from port 2 to port 1. When energized, the valves poppet lifts to open the port 2 to port 1 flow path, while flow from port 1 to port 2 is severely restricted

Features

- Continuous-duty rated coil.
- Hardened seat for long life and low leakage.
- Optional coil voltages and terminations.
- Efficient wet-armature construction.
- Cartridges are voltage interchangeable.
- Unitized, molded coil design.
- Manual override option.
- Optional waterproof E-Coils rated up to IP69K.
- Industry common cavity.
- Position sensor option.



Symbol



Ratings

Pressure Ratings

Pressure rating	207 bar (3000 psi)	
Proof pressure	345 bar (5000 psi)	- Note: (sv10-20)
Burst pressure	896 bar (13000 psi)	- Note: (sv10-20)

Flow Ratings

Flow rating	- Note: See performance graph	
Maximum internal leakage	3 drops/min	- Note: At (sv10-20 and sv10-20m) 207 bar (3000 psi)
	3 drops/min	- Note: At (sv10-20j/y) 207 bar (3000 psi)

Temperature Ratings

Operating fluid temperature	-40 to 100 °C (-40 to 212 °F)	- Note: With buna N seals
	-26 to 204 °C (-15 to 400 °F)	- Note: With fluorocarbon seals
	-54 to 107 °C (-65 to 225 °F)	- Note: With polyurethane seals
Storage temperature	-40 to 70 °C (-40 to 160 °F)	
Ambient temperature	-40 to 70 °C (-40 to 160 °F)	

Other Ratings

Corrosion protection	960 hr salt spray per ASTM b117 (gsv10-20x)
----------------------	---

Operating Parameters

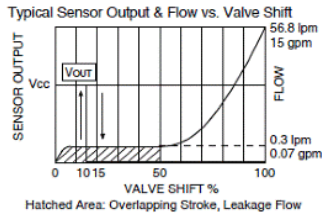
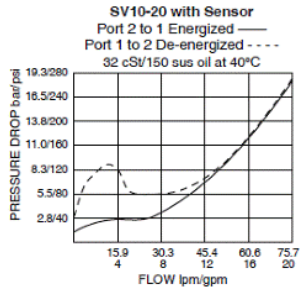
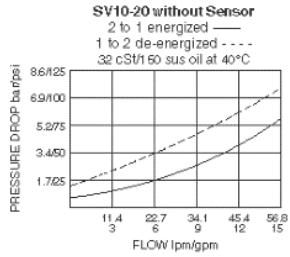
Fluids	Mineral based or synthetic hydraulic fluid with lubricating properties
Fluid viscosity range	7.4 to 420 cSt
Maximum operating contamination level	20/18/14 per ISO 4406

Properties

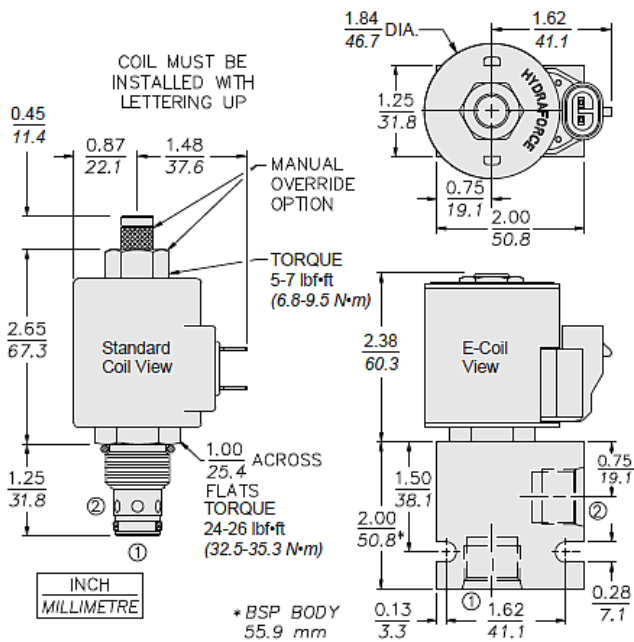
Unit weight	0.16 kg (0.36 lb)	- Note: SV10-20
	0.18 kg (0.39 lb)	- Note: SV10-20M
	0.17 kg (0.38 lb)	- Note: Sv10-20j/y
Internal wetted surface area	116 cm ² (18.0 in ²)	- Note: Sv1020/m
	135 cm ² (21.0 in ²)	- Note: Sv1020j/y



Performance



Dimensions





Materials

Materials

Cartridge: Weight: 0.16 kg (0.36 lbs.); Weight with manual override M: 0.18 kg (0.39 lb) Weight with manual override J and Y: 0.17 kg (0.38 lb) Weight with sensor option: 0.49 kg (1.07 lb); Steel with hardened work surfaces. Steel with hardened work surfaces. Zinc-plated exposed surfaces; Buna N O-rings and polyester elastomer back-up standard.

Standard Ported Body: Weight: 0.16 kg. (0.35 lbs.); Anodized high-strength 6061 T6 aluminum alloy, rated to 207 bar (3000 psi); Ductile iron bodies available; dimensions may differ.

Standard D-Coil: Weight each: 0.27 kg. (0.60 lbs.); Unitized thermoplastic encapsulated, Class H high temperature magnet wire.

E-Coil: Weight: 0.41 kg. (0.9 lbs.); Perfect wound, fully encapsulated with rugged external metal shell; Rated up to IP69K with integral connectors.

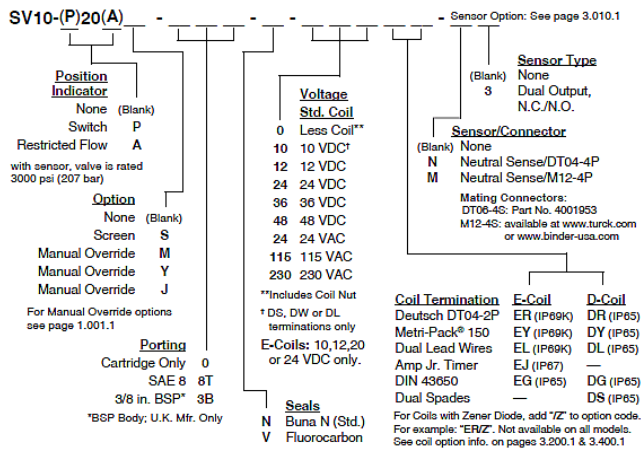
Installation Specifications

Cavity	VC10-2
Cartridge installation torque	32.5 to 35.3 N-m (24 to 26 ft-lb)
Coil nut torque	6.8 to 9.5 N-m (5 to 7 ft-lb)
Orientation restriction	None

Accessories

Seal kit	SK10-2X-T (x = N	- Note: (x = n, V and P seal option)
Housings		
Position sensor technical reference		
Coils		

Order Code



POSITION	CODE	DESCRIPTION
		SV10-A20AEG-H-J-L-M
A		Position Sensor Option
A	20	Standard
A	P20A	Position Indicator Switch with Restricted Flow
E		Manual Override
E	BLANK	NONE
E	J	Momentary Pull Override, #10-32 threads
E	M	Two Position Override, Red Knurled Knob
E	Y	Momentary Pull Override, Red Knurled Knob
G		Screen
G	BLANK	NONE
G	S	100 Mesh Screen
H		Line Body



POSITION	CODE	DESCRIPTION
H	0	No Body
H	6T	Aluminum SAE 6
H	8T	Aluminum SAE 8
H	6TD	Ductile Iron SAE 6
H	8TD	Ductile Iron SAE 8
H	2B	Aluminum BSPP 1/4" (2)
H	3B	Aluminum BSPP 3/8" (3)
H	4B	Aluminum BSPP 1/2" (4)
H	4BD	Ductile Iron BSPP 1/2" (4)
J		Seal
J	N	Buna-N
J	V	Fluorocarbon
J	P	Polyurethane
J	U	PPDI Urethane
L		Coil
L	0	No Coil
L	10DG	10 VDC, D-Coil, DIN 43650
L	10DL	10 VDC, D-Coil, Dual Lead Wires
L	10DR/D	10 VDC, D-Coil, Deutsch with Diode
L	10DS	10 VDC, D-Coil, Dual Spade
L	10EL	10 VDC, E-Coil, Dual Lead Wires
L	10ER	10 VDC, E-Coil, Deutsch
L	10ER/Z	10 VDC, E-Coil, Deutsch with Zener Diode
L	12DG	12 VDC, D-Coil, DIN 43650
L	12DL	12 VDC, D-Coil, Dual Lead Wires, 18 inches long
L	12DL/36	12 VDC, D-Coil, Dual Lead Wires, 36 inches long
L	12DL/W	12 VDC, D-Coil, Dual Lead Wires with Weatherpak
L	12DL/W/D	12 VDC, D-Coil, Dual Lead Wires with Weatherpak with Diode
L	12DR	12 VDC, D-Coil, Deutsch
L	12DR/D	12 VDC, D-Coil, Deutsch with Diode
L	12DR/Z	12 VDC, D-Coil, Deutsch with Zener Diode
L	12DS	12 VDC, D-Coil, Dual Spade
L	12EG	12 VDC, E-Coil, DIN 43650
L	12EJ	12 VDC, E-Coil, AMP Jr.
L	12EL	12 VDC, E-Coil, Dual Lead Wires, 18 inches long
L	12EL/36	12 VDC, E-Coil, Dual Lead Wires, 36 inches long
L	12EL/W/Z	12 VDC, E-Coil, Dual Lead Wires with WeatherPak and Zener Diode
L	12EL/Z	12 VDC, E-Coil, Dual Lead Wires with Zener Diode
L	12ER	12 VDC, E-Coil, Deutsch
L	12ER/Z	12 VDC, E-Coil, Deutsch with Zener Diode
L	12EY	12 VDC, E-Coil, Metri-Pack 150
L	12EY/Z	12 VDC, E-Coil, Metri-Pack 150 with Zener Diode
L	20DR/D	20 VDC, D-Coil, Deutsch with Diode



POSITION	CODE	DESCRIPTION
L	20DS	20 VDC, D-Coil, Dual Spade
L	20ER	20 VDC, E-Coil, Deutsch
L	24AG	24 VDC, D-Coil, DIN 43650
L	24AP	24 VDC, D-Coil, 1/2" Conduit and Dual Lead Wires
L	24DG	24 VDC, D-Coil, DIN 43650
L	24DL	24 VDC, D-Coil, Dual Lead Wires
L	24DL/W	24 VDC, D-Coil, Dual Lead Wires with Weatherpak
L	24DL/W/D	24 VDC, D-Coil, Dual Lead Wires with Weatherpak with Diode
L	24DP	24 VDC, D-Coil, 1/2" Conduit and Dual Lead Wires
L	24DR	24 VDC, D-Coil, Deutsch
L	24DR/D	24 VDC, D-Coil, Deutsch with Diode
L	24DS	24 VDC, D-Coil, Dual Spade
L	24EG	24 VDC, E-Coil, DIN 43650
L	24EJ	24 VDC, E-Coil, AMP Jr.
L	24EL	24 VDC, E-Coil, Dual Lead Wires, 18 inches long
L	24EL/36	24 VDC, E-Coil, Dual Lead Wires, 36 inches long
L	24EL/W/Z	24 VDC, E-Coil, Dual Lead Wires with WeatherPak and Zener Diode
L	24ER	24 VDC, E-Coil, Deutsch
L	24ER/Z	24 VDC, E-Coil, Deutsch with Zener Diode
L	24EY	24 VDC, E-Coil, Metri-Pack 150
L	24EY/Z	24 VDC, E-Coil, Metri-Pack 150 with Zener Diode
L	36DS	36 VDC, D-Coil, Dual Spade
L	115AG	115 VAC, D-Coil, DIN 43650
L	115AP	115 VAC, D-Coil, 1/2" Conduit and Dual Lead Wires
L	230AG	230 VAC, D-Coil, DIN 43650
L	230AP	230 VAC, D-Coil, 1/2" Conduit and Dual Lead Wires
M		Position Sensor Termination
M	BLANK	No Position Sensor
M	M3	Neutral Sense, M12-4P, Dual Output NC/NO
M	N3	Neutral Sense, DT04-4P, Dual Output NC/NO